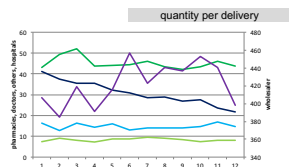
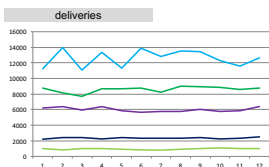
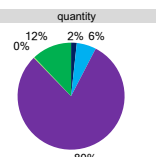
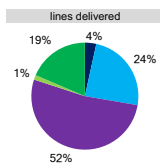
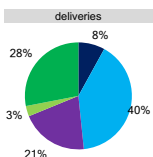




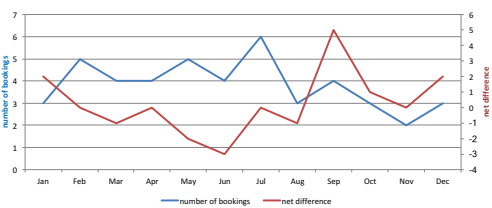
## STRUCTURAL DATA

	deliveries	delivery lines	quantity	lines/div	qty/line	qty/div
pharmacies	2.512	4.904	54.556	2	11	22
dolores	12.644	34.569	197.654	9	5	15
wholesaler	6.400	74.565	2.546.544	12	34	398
others	988	2.026	7.843	2	4	8
hospitals	8.786	26.456	383.154	3	14	44
<b>Total</b>	<b>31.330</b>	<b>142.516</b>	<b>3.179.751</b>	<b>5</b>	<b>22</b>	<b>101</b>



## INVENTORY POSTINGS

development 12 months

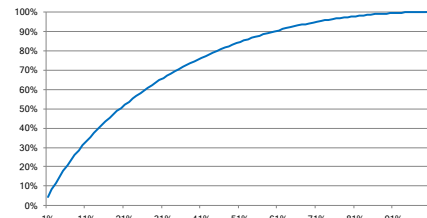


top 10 item net quantities minus differences

line inscription	item	Plus Diff	Minus Diff	NetDiff	NrCorr
00003610000101001	Solar autem 10mg 50 Tabletten	4	-904	-900	3
00003610000728088	Endunt 0.11/0.05MG (5X6)	0	-35	-35	1
00003610000101747	Tat assibus 25mg 100 Tabletten	0	-14	-14	3
00003610000106178	Dolens 25mg 28 Tabletten	0	-12	-12	1
00003610000101978	Stullenmaio 4mg 20 Tabletten	0	-11	-11	2
00003610000102267	Dioneseques 10mg 200 Dragees	0	-10	-10	1
00003610000104961	Asalibus 100mg 50 W-Haesein	0	-4	-4	1
00003610000709627	SinlioT 5 / 80 mg 2 x 14	0	-4	-4	1
00003610000704623	Eaquo 4x21Tabl	0	-3	-3	1
00003610000101540	Occusandiae 50mg 20 Dragees	0	-2	-2	1
00003610000717822	Conserunt 0.300mg3x10	0	-2	-2	1
00003610000727161	Prlonctio 4mg 14 Tabletten	0	-2	-2	1
00003610000141115	Piloneseques 160/12.5 98	0	-2	-2	1
00003610000102637	Lopoliae et100mg 5 Suppos.	0	-2	-2	1

## ITEM ANALYSIS

ABC-structure



key figures

number SKU	3.588
units on stock	4.456.786
pallets	211
trays	564

top 10 coverage

item nr.	item	range months
123	Solar autem as 1 assibus dolens	124
124	Endunt et que et vellit	98
125	Tat assibus dolensio to occusandiae ltae et	67
126	Ur sinctio ipsapie ndioneseques	54
127	Imet esquo quo officus	53
128	Quis voluptis essus voluptat	41
129	I aculpia rundenima que mollorio deruptatem dolore	38
130	Stullenmaio conserunt silas	29
131	Enimaio conserunt silas ma	28
132	Serum silas magnat ulenimaio con	26

coverage

4,5 months

voigt\_verbindet

# Reports

# Definitions

of the monthly Reports

	Content	Data	Grouping
QUANTITY STRUCTURE <b>R01</b>	Deliveries	Absolute number, total per month	<ul style="list-style-type: none"> <li>■ Ambient</li> <li>■ Cool</li> <li>■ Narcotics</li> </ul>
	Delivered lines	$\frac{\text{Pcs. delivered}}{\text{Deliveries}}$	
	Quantity delivered	$\frac{\text{delivery positions}}{\text{Deliveries}}$	
	Parcels delivered	$\frac{\text{Pcs. delivered}}{\text{Delivery positions}}$	
	Pallets delivered		
PICKING DATA <b>R02</b>	Picks pallet	Absolute number, total per month	<ul style="list-style-type: none"> <li>■ Ambient</li> <li>■ Cool</li> <li>■ Narcotics</li> </ul>
	Picks original carton boxes	Percentage per content of total quantity	
	Picks single pcs.		
STRUCTURAL DATA <b>R03</b>	Deliveries	Absolute number, total per month over the last 12 months	<ul style="list-style-type: none"> <li>■ Wholesaler</li> <li>■ Hospitals</li> <li>■ Pharmacies</li> <li>■ Doctors</li> <li>■ Others</li> </ul>
	Delivered lines	Percentage per grouping of total quantity	
	Quantity delivered	Percentage of delivery positions per grouping of total delivery positions	
		Percentage of deliveries per grouping of total deliveries	
ITEM ANALYSIS <b>R04</b>	ABC analysis	Stock per item	<ul style="list-style-type: none"> <li>■ Item</li> <li>■ ABC</li> </ul>
	Coverage analysis	Quantity sold per item	
	Zero moving items	Order positions per item	
	Top 10 items quantity		
	Top 10 items lines		
GOODS RECEIPT <b>R05</b>	Goods receipt positions received	Absolute number, total per month	<ul style="list-style-type: none"> <li>■ Ambient</li> <li>■ Cool</li> <li>■ Narcotics</li> </ul>
	Pallets received single material		
	Mixed pallets received		
	Quantity received		
CLAIMS <b>R06</b>	Under/Overdelivery	Number of over- or underdeliveries	<ul style="list-style-type: none"> <li>■ Recipient</li> <li>■ Reason of claim</li> <li>■ Item (top 5)</li> </ul>
	Damages	Number of damages	
	GxP Claims	Number of GxP relevant claims	
INVENTORY POSTINGS <b>R07</b>	Inventory Adjustments	Number of bookings	<ul style="list-style-type: none"> <li>■ Ambient</li> <li>■ Cool</li> <li>■ Narcotics</li> </ul>
	Net Inventory Difference	Sum of quantities	
	Top 10 Quantity Items		
	Top Value Items		
RETURNS <b>R08</b>	Number of Returns	Number of returns (lines)	<ul style="list-style-type: none"> <li>■ Recipient</li> <li>■ Return reason</li> <li>■ Item</li> </ul>
	Quantity Returned	Quantity returned	
	Response Time QC	Average response time QC (to place in stock/to destroy)	



**Voigt Industrie Service AG**  
**Pharma Prewholesale**  
 Industriestrasse 4  
 CH-4704 Niederbipp  
 T +41 32 633 69 69  
 F +41 32 633 69 70  
 info@voigt.ch  
 www.voigt.ch